


**Leader in Blasting & Painting**

**QINGDAO QINGGONG MACHINERY CO.,LTD**

No 377, Langyatai S Rd, Huangdao Area, 266400, Qingdao City, China

T:+86 532 82121566 F:+86 532 82121527 M:+86 13235322903 [www.shotblastpro.com](http://www.shotblastpro.com)

## **Roller Conveyor Blasting Machine**



### Description

The components crosses the tunnel laid on a roller conveyor, extendible outside with modular lengths. The surface treatment is done during the running through the blasting room: at one single pass it is possible to achieve the required finishing degree, according to the specification of standard ISO 8501-1 and SIS SS 055900. Length of roller conveyor depends on customer requirements. Shot blasting machine for blasting plates and profiles can be equipped with side loading ramps, preheated chambers, scrubbers, with the chamber for painting or drying tunnel. The shot blasting machine is made of solid manganese steel plates. Blast part can be further protected by a wear-resistant shields made from manganese steel. Working speed rollers during the process of blasting can be constantly updated. Innovative pressure washers provide high quality sand cleaning abrasive. The entire device is made in accordance with the strictest European standards. Brushing and blowing systems allows the steel shot removal at the end of the shot blasting. The shot blast machines can be used in many fields , such as :

- generic steel structural works (plates, sections, steel structural works)
- shipyard industry
- railway industry
- pieces of agricultural machines

### Blasting Effect Comparison





- truck chassis
- window and door frames
- piping etc.


These installations can be put into automatic production line of mechanical working and painting.

### Blast cabinet

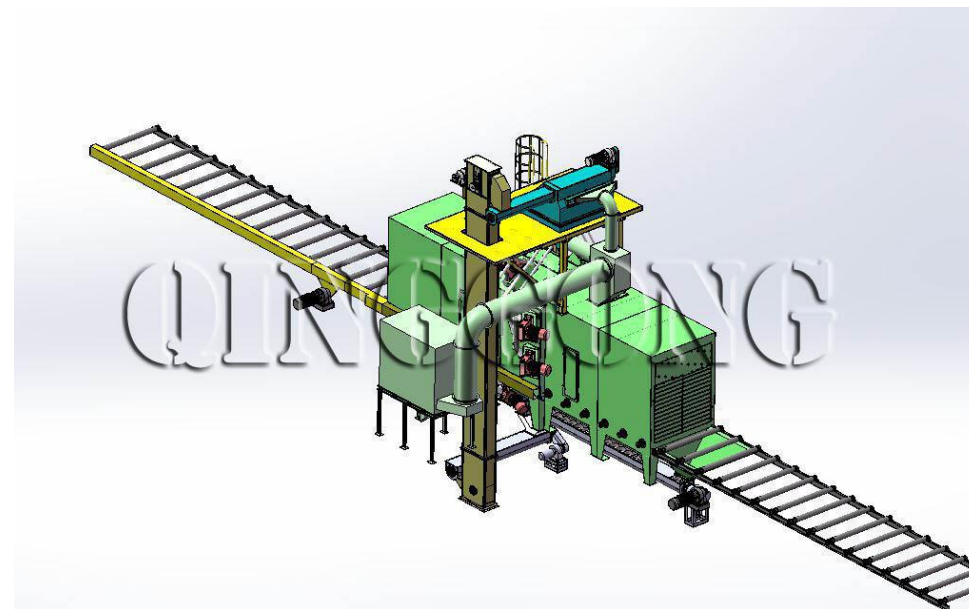
- Welded by steel plates and profile steel, have enough strength and rigidity.
- ZGMn13 steel guard plate, which is hard enough to deal with the shot blasting from 35HRC to more than 55HRC.
- High impact toughness can make full use of the reflection kinetic energy of shot to continue to blast cleaning the surface of work piece, so greatly enhance the cleaning efficiency and quality.
- High chrome wear resistant cast iron grate guard plate which protect the screw conveyor and prevent big clump to get into the hopper damaging the bottom screw conveyor

### Blast turbines

- Cantilever centrifugal high efficiency blast wheel, can operate clockwise or counter-clockwise, optimum abrasive flow rate for faster cleaning.
- impeller adopted #40 Chrome wear resistant cast iron.
- High chrome wear resistant cast iron for blades, control cage, abrasive distributor.
- Dynamic and static balance.
- Blades of impeller weight tolerance  $\leq \pm 1.5g$ .
- Unbalanced torque tolerance  $\leq \pm 7.5Nmm$ .
- Direct drive blast wheel with special motor bearings means less spare parts, less noise, energy-efficient, large abrasive flow rate and good cleaning effect ,etc. advantages.
- Machined housing ensures proper alignment of all internal parts.
- Less part wear due to greater concentricity and more precise alignment.
- Safety interlock is fitted on the housing cover to protect the workers safety.
- Particular guard liner structure increase the abrasion resistant lifespan 60% to 200%.



## QGR Series for Welded Constructions, Flame Cut Parts, Fabrications and Section Steel Technical Data



Type	unit	QGR800	QGR1200	QGR1200T	QGR1500	QGR1800	QGR2000
Max working width for beams	mm	800	1200	1200	1500	1800	2000
Max working height	mm	1400	1600	2000	1600	1700	2400
Work speed to achieve a cleaning of Sa2.5 ISO8501	m/min	0.5~3	0.5~3	0.5~3	0.5~3	0.5~3	0.5~2
Number of wheels x power	kW	8x7.5/11	8x11/15	8x11/15	8x11/15/18.5	8x11/15	12x11/15/18.5
Wheel optional	kW	—	—	10x11/15	10x11/15/18.5	10x11/15/18.5	14x11/15/18.5
Abrasive initial filling capacity	kg	4000	4000	4000	4500	8000	11000
Processed length of work piece	mm	1200~12000	1200~6000	1200~12000	3000~12000	2400~12000	2400~18000
Foundation pit required		Yes	Yes/No	Yes/No	Yes	Yes	Yes



## QGB Series for Steel Plate and Section Steel Technical Data



Type	unit	QGB800	QGB1200	QGB1500	QGB2000	QGB2500	QGB3000
Effective blasting width	mm	600	1000	1500	1800	2500	3000
Dimension of inlet opening	mm	800×1600	1200×400	1700×400	2000×400	2700×800	3200×800
Work speed to achieve a cleaning of Sa2.5 ISO8501	m/min	0.5~3	0.5~3	0.5~3	0.5~3	0.5~3	0.5~2
Number of wheels×power	kW	8×7.5/11	4×11/15	6×11/15	6×11/15	8×11	8×11/15
Wheel optional	kW	10×7.5/11	—	—	—	6×18.5	6×18.5
Abrasive initial filling capacity	kg	4000	4000	4000	4500	6000	6000
Processed length of work piece	mm	1200~12000	1200~6000	1200~12000	3000~12000	2400~12000	3000~18000
Foundation pit required		Yes	Yes/No	Yes/No	Yes	Yes	Yes



# Leader in Blasting & Painting

**QINGDAO QINGGONG MACHINERY CO.,LTD**

No 377, Langyatai S Rd, Huangdao Area, 266400, Qingdao City, China

T:+86 532 82121566 F:+86 532 82121527 M:+86 13235322903 [www.shotblastpro.com](http://www.shotblastpro.com)

