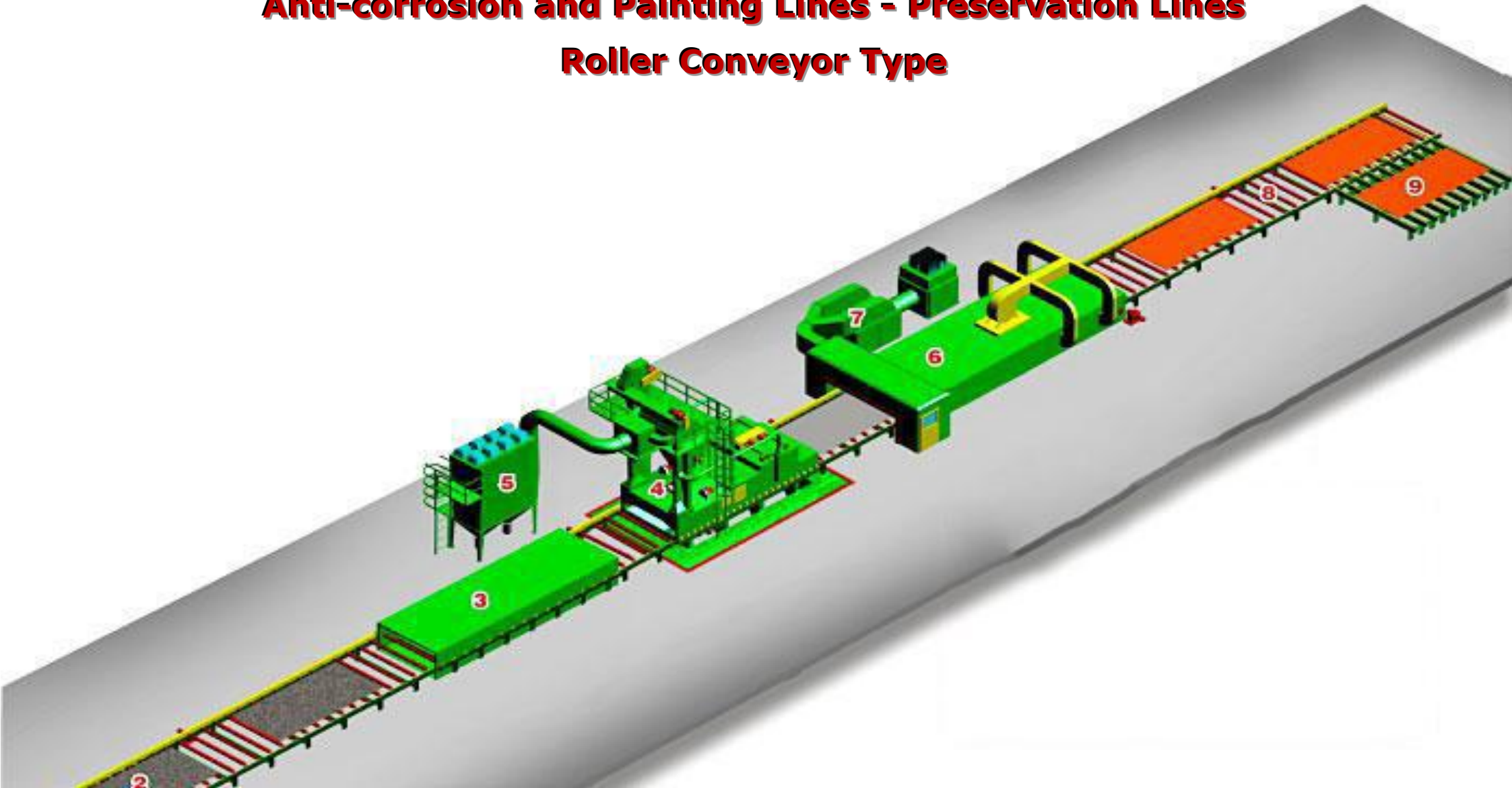



Anti-corrosion and Painting Lines - Preservation Lines Roller Conveyor Type



1. *In-feed Transfer Table*
2. *In-feed Roller Conveyor*
3. *Preheating Chamber*
4. *Shot Blasting Machine*
5. *Dust collector*
6. *Drying tunnel with slat conveyor to transport and dry the newly painted material and the continuous drying on the way to the exit of the tunnel*
7. *Cartridge Filter+ Activated Carbon Filter*
8. *Out-feed Roller Conveyor*
9. *Out-feed Transfer Table*



Before Blasting



After Blasting

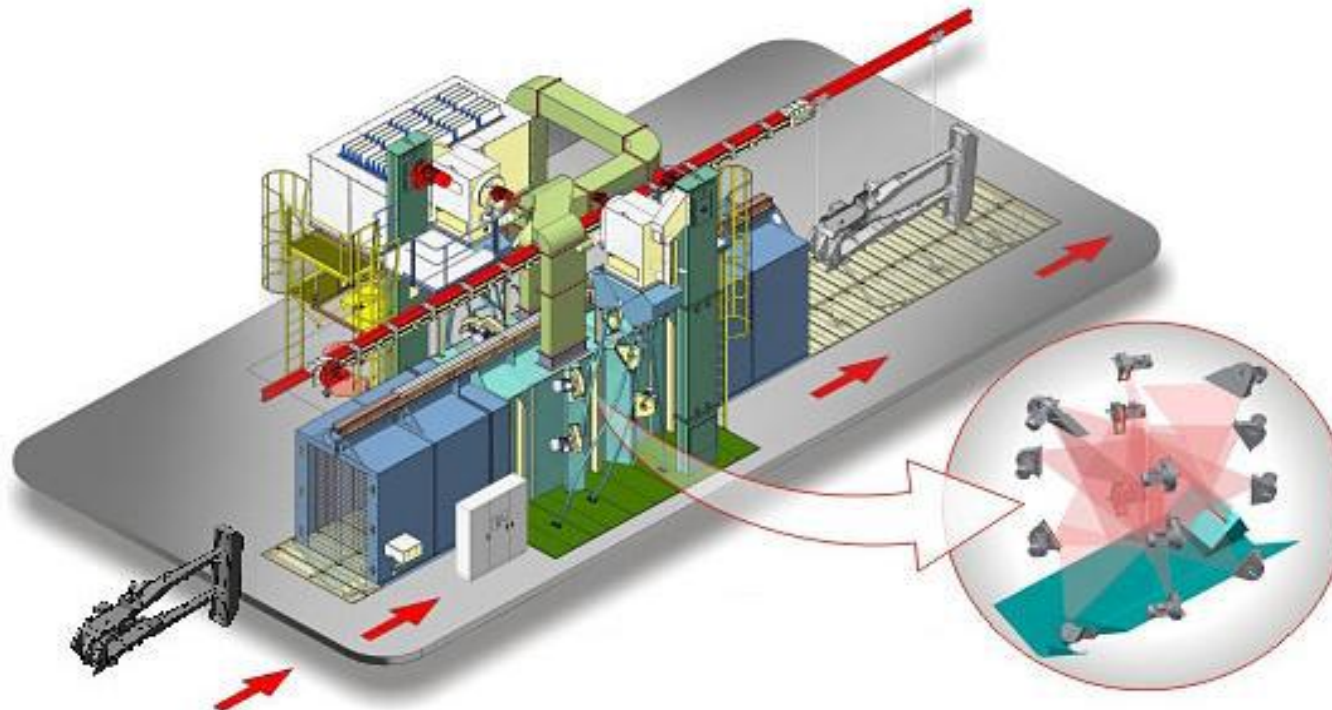


After Painting

Description

Single items and conveyor system can be chosen according to customers individual requirements. A gas (oil) fired preheater allows the treatment of wet or ice-covered plates profiles from outside storage. Painted material coming from paint chamber will be dried in line by the drying chamber, allowing the handling of the components immediately after unloading for further treatment. For the final drying process waste heat energy from preheating chamber is used, to reduce energy cost. Production of blasting/priming lines is in the following working width: 600mm; 1.200 mm; 1.600 mm; 2.500 mm; 3.200 mm; 4.000 mm; 4.600 mm.

Hanging closed conveyor type



Description

Protection of sheet metal and sections with a thin layer of basic coating in the storage and processing phase, basic colour application before final colour application. Procedure, based on cleaning of rusty surface in free-flowing cleaning machine and basic colouring in the automated colouring chamber, is automated, which provides reasonable economic benefits with large quantities and quality protection.

Treated object travel on hanging closed conveyor through several technological procedures such as delubrication, shot blasting, colouring, etc. Treated objects are hanged individually to hooks on a hanging closed conveyor. In the process of shot blasting the treated objects move through jets of shot blasting agent from turbines, which are installed at different angles with regard to direction

of the movement which provides efficient treatment. Subsequent welding and storing material for a prolonged period of time is possible by choosing the adequate basic coating.



Before Blasting

After Blasting

After Painting

